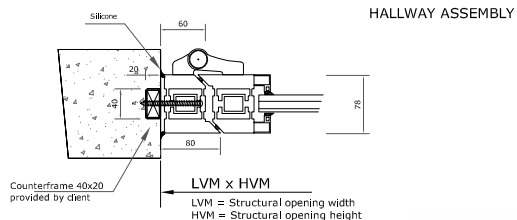


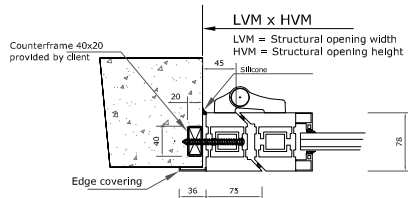
Assembly type for openable glazed doors
(tick the selected assembly)

1



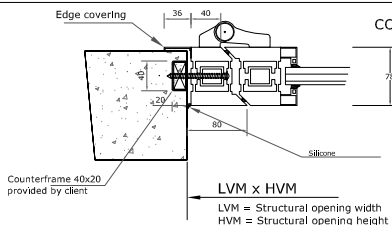
HALLWAY ASSEMBLY

2a



CORNER ASSEMBLY

2b



CORNER ASSEMBLY (hinge side)

Glazed door dimensions (LVM x HVM) mm

LVM _____ x HVM _____

In case of side panels, please specify the full width passage (LPT)

LPT _____

Openable Glazed Doors Type (Aluminium profile)

ALL est V1_en

(tick the selected type)

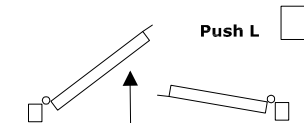
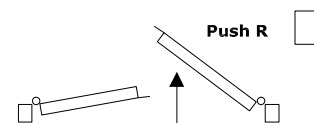
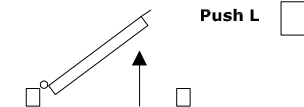
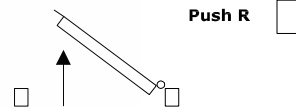
	A	B	C	D	E	F	G	H
1								
2								
3								
4								

Glass Type:

EI 30 glass
(internal use)

EI 60 glass
(internal use)

PUSH SIDE OPENING



In case of fanlight, please specify the full height passage (LPT)

HPT _____



Fael Security Srl
Via E. Majorana
72100 Brindisi - ITALIA
Tel. 0831-546563 Fax 0831-546674
E-mail: fael@fael.com
Web: http://www.fael.com

VITRALIGHT
EI 30/60 ALUMINIUM OPENABLE
GLAZED FIREDOOR
(External use)
TYPES

Client: _____

Order n° _____ date _____

Ref. : _____

Stamp and Signature

Date: