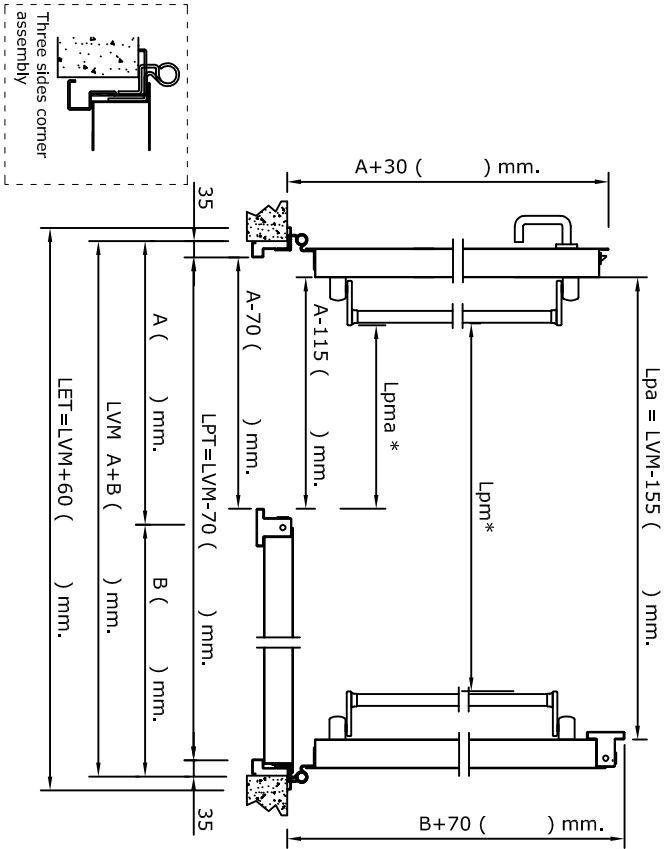
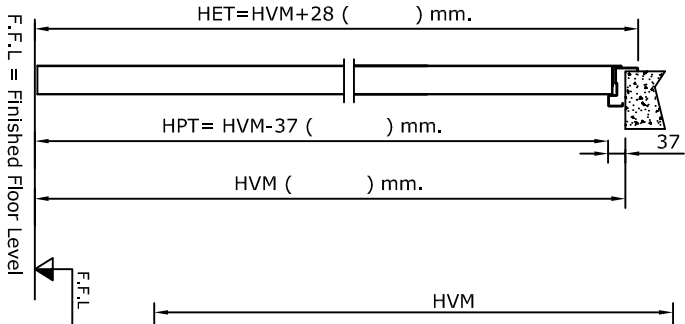


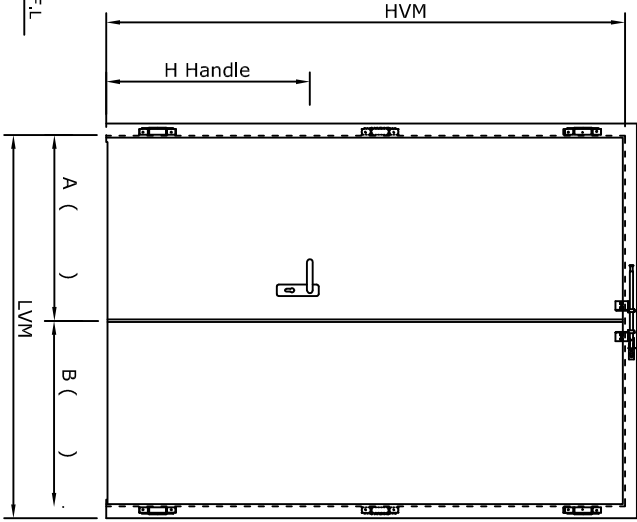
Horizontal Sec.



Vertical Sec.



Pull side view



ACCESSORIES

- ☐ " V " arm door closer
- ☐ Slide arm door closer a sitta
- ☐ A > 1000 mm B > 1000 mm
- ☐ Door closer with integrated mechanical door coordinator
- ☐ Door selector
- ☐ Couple of handle (black)
- ☐ Lever Standard panic bar main leaf
- ☐ Lever Standard panic bar secondary leaf
- ☐ Push-bar main leaf
- ☐ Push-bar secondary leaf
- ☐ Electrical lock
- ☐ Vision panel
- ☐ LxH = _____ x _____

CORNER ASSEMBLY

Dimensions mm

LVM _____ x HVM _____

LVM = A+B

A=B _____

RAL: _____

Handle Height = 950 mm

Stamp and Signature

SHEET P2_EN

Client: _____

Order n° _____ date _____

STEEL DOORS REI 60 - 120 - Multipurpose
TWO SYMMETRICAL LEAVES

FAEL

Via E. Majorana
72100 Brindisi - ITALIA
Tel. 0831-546563 Fax 0831-546674
E-mail: fael@fael.com
Web: http://www.fael.com