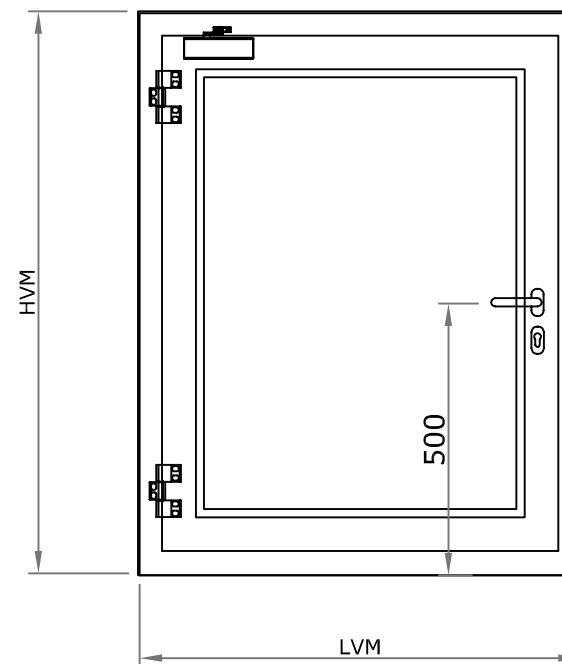
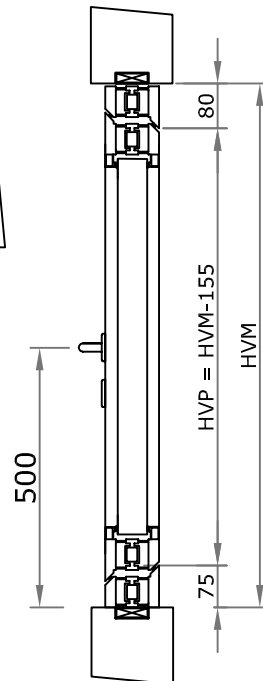
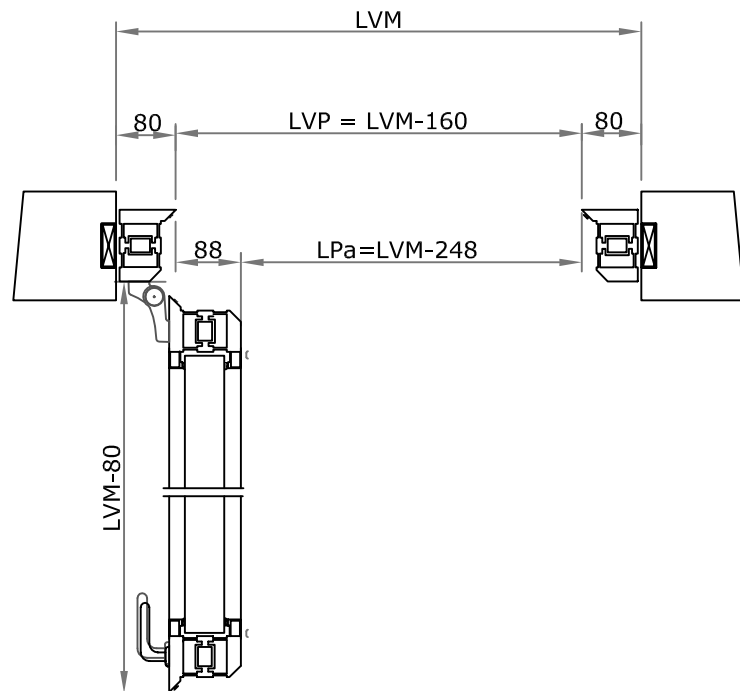


Sez. Orizzontale

Sez. Verticale

Vista lato a Tirare



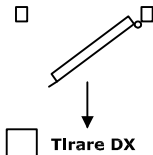
ACCESSORI

- ☐ Chiudiporta braccio a " V "
- ☐ Chiudiporta a slitta
- ☐ 1/2 maniglia Inox su rosetta e bocchetta (lato a tirare)
- ☐ 1/2 cilindro (lato a tirare)
- ☐ RAL

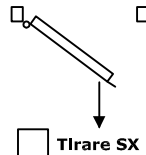
Altro

LVM= Larghezza Vano Muro
HVM=Altezza Vano Muro
LPT = Larghezza Passaggio al Telaio
HPT = Altezza Passaggio al Telaio
LPa = Larghezza passaggio all' anta

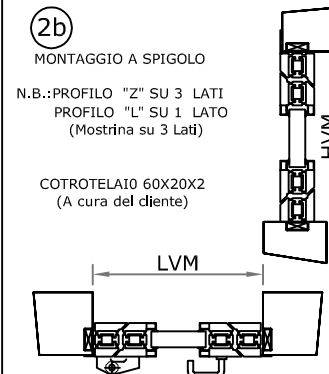
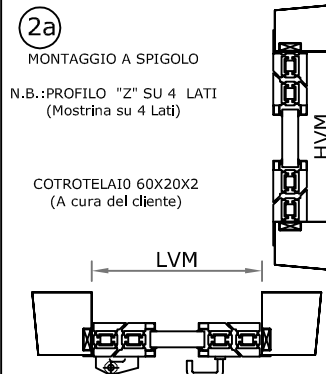
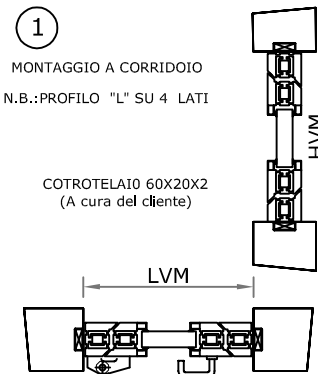
Qta.____



Qta.____



TIPOLOGIA DI MONTAGGIO



Dimensioni in mm.

LVM _____ x HVM _____

☐ Vetro EI 90
(uso Interno)

☐ Vetro EI 120
(uso Interno)



Fael Security Srl
Via E. Majorana
72100 Brindisi - ITALIA
Tel. 0831-546563 Fax 0831-546674
E-mail: fael@fael.com
Web: http://www.fael.com

VITRALL
VETRATA FINESTRA TAGLIAFUOCO
EI 90/120 Alluminio
(Anta singola)
USO INTERNO

Cliente: _____

Ordine n° _____ del _____

Rif. : _____

Timbro e Firma

Data: